

Arizona

Restaurant Industry at a Glance

Arizona's restaurants are an increasingly important part of the state's economy. Restaurants are a key driver of employment in Arizona, and their sales generate tremendous tax revenues for the state.

The contribution of Arizona's restaurants extends far beyond the jobs they create, the careers they build and the revenues they generate. America's restaurants today are leaders in nutrition and healthy living, sustainability and social responsibility, and entrepreneurship and business opportunities.

For more information visit www.restaurant.org.

Arizona Restaurants by the Numbers

LOCATIONS

In 2007, there were **8,758** eating-and-drinking places in Arizona.

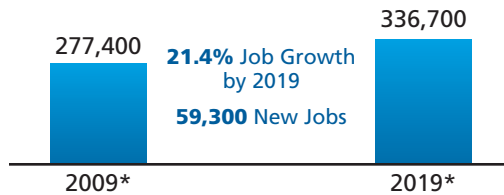
STATE ECONOMY

Every \$1 spent in Arizona's restaurants generates an additional **\$.99 in sales** for Arizona's economy.

Each additional \$1 million spent in Arizona's eating-and-drinking places generates an additional **26.4 jobs** in Arizona.

JOBS

Restaurant and Foodservice Employment



Restaurant jobs represent **11 percent** of total employment in Arizona.


SALES

In 2009, Arizona's restaurants will register **\$8.7 billion** in sales.*

* projected

America's Restaurants: By the Numbers

Almost **1 in 10** working Americans are restaurant employees

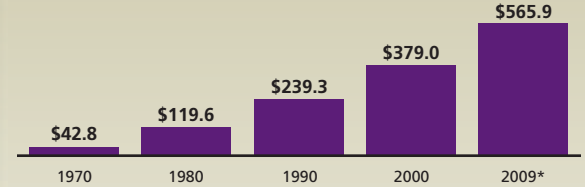


Restaurants' share of the food dollar is rising



Annual industry sales exceed a **half-trillion dollars**

Restaurant-industry sales, in billions of current dollars



* projected

Source: National Restaurant Association

Did you know?

- **More than one out of four** American adults got their first job in a restaurant.
- **Nearly half of all Americans** have worked in a restaurant at some point in their working careers.
- America's eating-and-drinking places employ **more minority managers** than any other industry.

Sources: Figures are based on National Restaurant Association research and data from federal and state government agencies.

See www.restaurant.org/research/state for more information



Arizona's Restaurants:

Impact by Congressional District

Cong. Dist.	U.S. Representative	Restaurant Establishments*	Restaurant Employees*
1	Ann Kirkpatrick (D)	1,272	27,512
2	Trent Franks (R)	788	17,033
3	John Shadegg (R)	1,280	27,679
4	Ed Pastor (D)	1,134	24,521
5	Harry E. Mitchell (D)	1,662	35,933
6	Jeff Flake (R)	462	10,000
7	Raúl M. Grijalva (D)	1,073	23,206
8	Gabrielle Giffords (D)	1,087	23,517
TOTAL		8,758	189,400

* Estimates are for eating-and-drinking place establishments and employees in 2007. "Eating-and-drinking places" is a Census designation that represents about three-fourths of all restaurant and foodservice employment.

Source: National Restaurant Association, based on data from the Bureau of Labor Statistics and U.S. Census Bureau.



www.restaurant.org



www.azrestaurant.org